

**CONFIDENTIAL**

These Preliminary SPF Reports are pre-decisional and deliberative in nature, and are considered preliminary drafts. Public disclosure is not permitted.



# Edison Elementary School

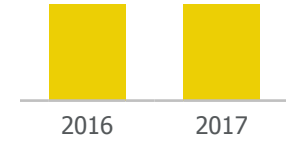
School Performance Framework 2018

**OVERALL RATING:** How is our school performing overall?



**What does Accredited on Watch mean?** School that demonstrates results in some areas and/or has several areas in need of improvement.

## OVERALL RATINGS BY YEAR



## OVERALL RATING SCALE

- Distinguished (79.5 to 100%)**
- Meets Expectations (50.5 to 79.49%)**
- Accredited on Watch (39.5 to 50.49%)**
- Accredited on Priority Watch (33.5 to 39.49%)**
- Accredited on Probation (0 to 33.49%)**

**ELEMENTARY SCHOOL MEASURE INDICATORS:** How well is our school meeting expectations?



### HOW MUCH ARE STUDENTS GROWING ACADEMICALLY EACH YEAR?

Student Progress - Growth

Does Not Meet Expectations: 32.89% (37.5 out of 114 possible points)



### ARE STUDENTS AT OUR SCHOOL PERFORMING AT GRADE LEVEL?

Student Achievement - Status

Meets Expectations: 71.02% (31.25 out of 44 possible points)



### HOW ENGAGED AND SATISFIED ARE STUDENTS AND FAMILIES WITH OUR SCHOOL?

Family and Student Engagement & Satisfaction

Meets Expectations: 58.33% (7 out of 12 possible points)



## HOW WELL IS OUR SCHOOL SERVING ALL STUDENTS?

ACADEMIC GAPS\*

31.16%

Does Not Meet Expectations

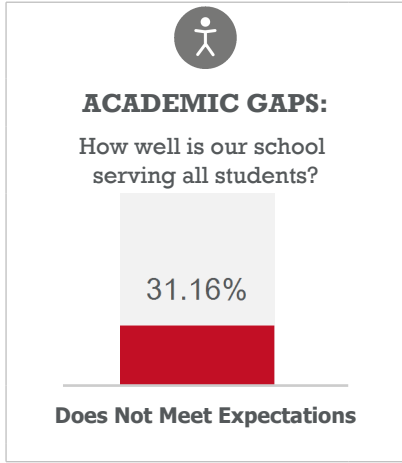
\*Please see reverse for more detail on Academic Gaps rating.

## MEASURE INDICATOR AND ACADEMIC GAPS RATING SCALE

- Exceeds Expectations (79.5 to 100%)**
- Meets Expectations (50.5 to 79.49%)**
- Approaching Expectations (33.5 to 50.49%)**
- Does Not Meet Expectations (0 to 33.49%)**

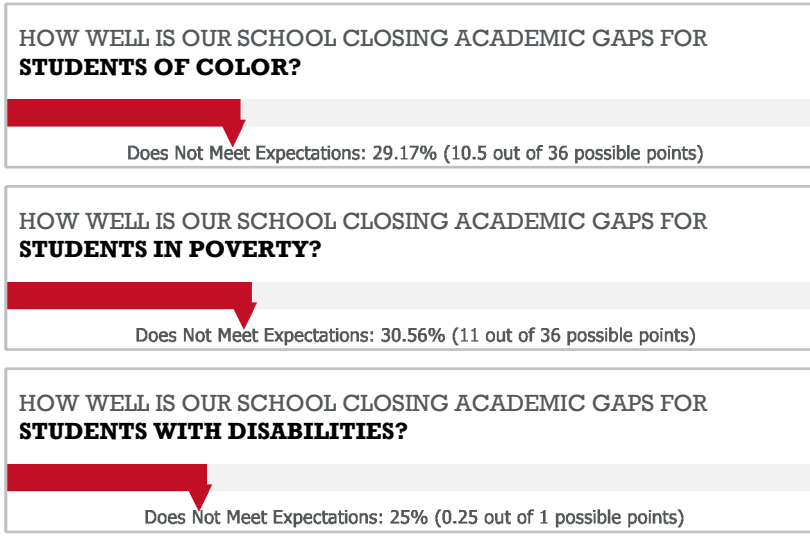
# Edison Elementary School School Performance Framework 2018 | CONTINUED

## ELEMENTARY SCHOOL



### BREAKDOWN OF ACADEMIC GAPS:

We are especially concerned about closing opportunity gaps for students in historically underserved groups:



### WHY DOES CLOSING ACADEMIC GAPS MATTER FOR ALL STUDENTS?

In DPS, we believe in the potential of every child. We also believe that a great school is one that serves, challenges and supports all students well. By highlighting the academic growth and performance of specific student groups, we will all become more aware of the opportunities we have to help each student reach his or her full potential.

Each school's overall SPF rating is affected by the school's academic gaps rating. Schools must meet expectations in Academic Gaps in order to be eligible to receive our highest overall SPF ratings. If a school does not meet expectations in Academic Gaps, it cannot earn an overall SPF rating higher than yellow. We believe this approach will improve the quality of all schools in DPS, and ensure that Every Child Succeeds.

### Measure Indicators:

Every school is evaluated on the following indicators, which are different components of a great school.



#### STUDENT PROGRESS - GROWTH

This indicator looks at how much progress students are making on state assessments in grades K-12 from one year to the next.



#### STUDENT ACHIEVEMENT - STATUS

This indicator looks at performance on state assessments.



#### FAMILY AND STUDENT ENGAGEMENT & SATISFACTION

This indicator considers the school's attendance rates and results from the school's annual engagement surveys.



#### ACADEMIC GAPS

This indicator looks at performance and growth of historically underserved student groups, including English language learners, students with disabilities, students in poverty and students of color.

### LEARN MORE ABOUT THE SPF

For more information about the SPF and to view your school's detailed report, please visit [spf.dpsk12.org](http://spf.dpsk12.org)

Talk with your school leader to ask questions about your school's ratings. If you have additional questions, please email [spf@dpsk12.org](mailto:spf@dpsk12.org)